

CREMONE BOLTS

BALDWIN CREMONE BOLTS

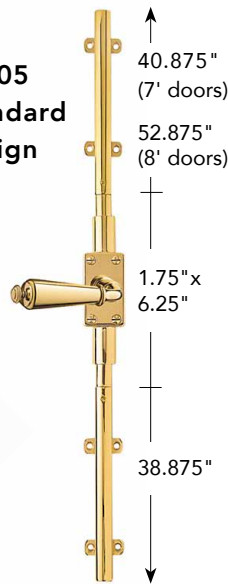
Solid Brass

ALL SPECIAL ORDER

Choose Knob or Lever Style to Match Entire House!



**#8105
Standard
Design**



Bolt Dimensions:

Standard 7' length: Top Rod: 625" x 40.875".

Standard 8' length: Top Rod: 625" x 52.875".

Bottom Rod: .625" x 38.875" (both lengths).

Throw: When engaged, both bolts extend .75" into jamb and sill. All 7' Cremone Bolts are supplied with 4 guides and 8' Cremone Bolts are supplied with 6 guides. Each guide is 1-1/2" across. Ornamental covers to conceal guides are available at additional cost. Screws included.

Strikes: Furnished w/one Universal, Angle, and Mortise strike to meet all door conditions.

Spindle: 1.375" (35mm) in length (#8105.004). A straight spindle must be ordered when trim is ordered for the exterior side of the door.

Features: Elegant design for use on a pair of French Doors with extremely narrow stile conditions.

For Ordering: Always specify hand of door. Always check undercut of door. Always give **EXACT** door height when ordering bolts for specific requirements.

Knob/Lever not included. Choose knob or lever style to match entire house. See section 300.

| Code | Description | List/ea |
|---------------|------------------------------|---------|
| 8105-XXX R7LK | 7' Door, RH, Less Knob/Lever | \$ 500 |
| 8105-XXX L7LK | 7' Door, LH, Less Knob/Lever | 500 |
| 8105-XXX R8LK | 8' Door, RH, Less Knob/Lever | 650 |
| 8105-XXX L8LK | 8' Door, LH, Less Knob/Lever | 650 |

BALDWIN CREMONE BOLTS

Solid Brass



**#8106
Ornamental
Design**



**#8107
Contemporary
Design**

Same as the Baldwin Cremone Bolt 8105 except the guides are concealed with decorative covers. All 7' Cremone Bolts are supplied with 4 guides/covers and 8' Cremone Bolts are supplied with 6 guides/covers.

Knob/Lever not included. Choose a knob or lever style to match entire house. See section 300 for knob and lever selection.

| Code | Description | List/ea |
|---------------|------------------------------|---------|
| 8106-XXX R7LK | 7' Door, RH, Less Knob/Lever | \$ 600 |
| 8106-XXX L7LK | 7' Door, LH, Less Knob/Lever | 600 |
| 8106-XXX R8LK | 8' Door, RH, Less Knob/Lever | 850 |
| 8106-XXX L8LK | 8' Door, LH, Less Knob/Lever | 850 |
| 8107-XXX R7LK | 7' Door, RH, Less Knob/Lever | \$ 600 |
| 8107-XXX L7LK | 7' Door, LH, Less Knob/Lever | 600 |
| 8107-XXX R8LK | 8' Door, RH, Less Knob/Lever | 850 |
| 8107-XXX L8LK | 8' Door, LH, Less Knob/Lever | 850 |

Extension Rods

These packets contain all the parts necessary to extend the top rod length of the 7' and 8' Cremone Bolts for special door situations.

| | | |
|--------------|----------------------------|--------|
| 8106-XXX-E24 | 24" Ext. Rod, Ornamental | \$ 130 |
| 8106-XXX-E48 | 48" Ext. Rod, Ornamental | 200 |
| 8107-XXX-E24 | 24" Ext. Rod, Contemporary | 130 |
| 8107-XXX-E48 | 48" Ext. Rod, Contemporary | 200 |



SURFACE BOLTS

BALDWIN GENERAL PURPOSE

CONCEALED SURFACE BOLT

Solid Extruded Brass

Fully concealed general purpose surface bolt.

Rod Width: 1/2". Guide

Width: 1/2". Throw: .875".

Fasteners are not visible when bolt is installed.

With screws, universal and mortise strikes.



| Code | Size & Finish | List/ea |
|----------|------------------------|----------|
| 0321-030 | 3", Polished Brass | \$ 25.28 |
| 0321-050 | 3", Sat. Brass & Black | 25.28 |
| 0321-102 | 3", Oil R. Bronze | 25.28 |
| 0321-260 | 3", Polished Chrome | 25.28 |
| 0321-264 | 3", Dull Chrome | 25.28 |
| 0321-150 | 3", Satin Nickel | 25.28 |
| 0322-030 | 4", Polished Brass | \$ 26.29 |
| 0322-050 | 4", Sat. Brass & Black | 26.29 |
| 0322-102 | 4", Oil R. Bronze | 26.29 |
| 0322-260 | 4", Polished Chrome | 26.29 |
| 0322-264 | 4", Dull Chrome | 26.29 |
| 0322-150 | 4", Satin Nickel | 26.29 |
| 0324-030 | 6", Polished Brass | \$ 29.32 |
| 0324-050 | 6", Sat. Brass & Black | 29.32 |
| 0324-102 | 6", Oil R. Bronze | 29.32 |
| 0324-260 | 6", Polished Chrome | 29.32 |
| 0324-264 | 6", Dull Chrome | 29.32 |
| 0324-150 | 6", Satin Nickel | 29.32 |

BALDWIN HEAVY DUTY SURFACE BOLT

Decorative, Solid Brass



Attractive, rugged bolt designed for use on heavy doors. 1-1/4" dia. knob. Width of Rod: .625", Width of Guide: 1-1/2". Packed one each per box with universal strike and screws.

| Code | Finish | Bolt Length | List/ea |
|----------|---------------|-------------|----------|
| 0344-030 | Pol. Brass | 4" | \$ 43.47 |
| 0346-030 | Pol. Brass | 6" | 49.54 |
| 0346-102 | Oil R. Bronze | 6" | 49.54 |

TRIMCO SURFACE BOLTS



Mortise Strike

Rim or Universal Strike

Concealed screw installation. Tension spring action to hold the throw bolt solidly in position. Interlocking construction which also adds strength and durability.

Made of solid extruded brass. Width: 5/8". Supplied with mortise and rim strike Packed 10 per box.

Size: 2", Throw: 7/16"

| | | |
|------------|-----------------|---------------|
| 4872-C-605 | Polished Brass | List \$ 12.13 |
| 4872-C-613 | Oil R. Bronze | 15.09 |
| 4872-C-625 | Polished Chrome | 15.11 |
| 4872-C-626 | Dull Chrome | 15.06 |
| 4872-C-619 | Satin Nickel | 18.10 |

Size: 3", Throw: 5/8"

| | | |
|------------|----------------|---------------|
| 4873-C-605 | Polished Brass | List \$ 11.68 |
| 4873-C-609 | Antique Brass | 15.15 |
| 4873-C-613 | Oil R. Bronze | 14.58 |
| 4873-C-626 | Dull Chrome | 12.53 |

Size: 4", Throw: 7/8"

| | | |
|------------|-----------------|---------------|
| 4874-C-605 | Polished Brass | List \$ 11.66 |
| 4874-C-613 | Oil R. Bronze | 16.18 |
| 4874-C-625 | Polished Chrome | 15.70 |
| 4874-C-626 | Dull Chrome | 14.12 |
| 4874-C-609 | Antique Brass | 15.76 |
| 4874-C-619 | Satin Nickel | 17.65 |

Size: 6", Throw: 1"

| | | |
|------------|-----------------|---------------|
| 4876-C-605 | Polished Brass | List \$ 14.16 |
| 4876-C-613 | Oil R. Bronze | 19.59 |
| 4876-C-625 | Polished Chrome | 15.92 |
| 4876-C-626 | Dull Chrome | 16.67 |
| 4876-C-619 | Sat. Nickel | 19.62 |
| 4876-609 | Ant. Brass | 17.20 |

Size: 12", Throw: 2-1/4"

| | | |
|----------|----------------|-------|
| 4882-605 | Polished Brass | 22.45 |
| 4882-613 | Oil R. Bronze | 24.43 |

SURFACE BOLTS

E. MORRIS & CO. HEAVY DUTY SURFACE BOLTS

Solid Brass



Solid Brass Bolt with forged brass guides and knob.
Size: Width of Bolt: 0.625". Width of Guide: 1.625"
Diameter of Knob: 1.250".

One/box with Univ. and Mortise Strikes and Screws.

605E = Lifetime Brass, 613 = Oil R Bronze, 619 = Ant. Nickel

| Code | Bolt Length | No. of Guides | 605E | 613/619 |
|------|-------------|---------------|-------|---------|
| 2108 | 8" | 2 | \$ 80 | \$ 69 |
| 2112 | 12" | 3 | 91 | 79 |
| 2118 | 18" | 3 | 109 | 94 |
| 2124 | 24" | 3 | 134 | 116 |

BALDWIN HEAVY DUTY SURFACE BOLTS

Solid Brass *All Special Order*



With 2 smaller guides:

0378: 4"
0379: 6"



0380: 8"
0381: 12"
0382: 18"
0383: 24"

Special Order. Available in a variety of finishes.
Call for Price.

Rod Width: .625". Guide Width: 1.75". Designed to prevent marring of rods. 1.25" dia. of knob for easier handling. One per box w/ screws and universal strike.

TRIMCO HEAVY DUTY SURFACE BOLTS

Solid Brass



Solid brass heavy duty surface bolt is packed with screws and universal strike. Bolt Length: 8", Throw 1"-2".

| Code | Size & Finish | List/ea |
|------------|----------------|----------|
| 3920-8-605 | 8", Pol. Brass | \$ 40.00 |

BALDWIN HEAVY DUTY DUTCH DOOR BOLT

Solid Brass



Solid Brass. Rod Width: .624". Guide Width: 1.5", Length of bolt: 4.25" Bolt Throw: 1.125". Leaves of the doors are tightly joined by chamfered rod end. Strike opening allows for misalignment of the two leaves. 1.25" dia. knob for easier handling. 5 per box with screws & strike.

| Code | Finish | List/ea |
|----------|---------------|----------|
| 0345-102 | Oil R. Bronze | \$ 44.48 |
| 0345-150 | Sat. Nickel | 44.48 |

IDH DUTCH DOOR BOLT

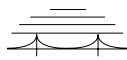
Solid Brass



Chamfered rod end draws the two leaves of door tightly together. Strike opening allows for misalignment of door leaves; prevents binding of bolt. Knob is 1" diameter. With screws. Includes standard strike (1.41" x 1.08"), mortise strike (2.11" x 0.8") and screws. Pack: 5 each.

| | |
|------------------------|----------------------|
| Overall Width: 1-5/8" | Rod Length: 4-1/4" |
| Overall Length: 4-3/8" | Projection: 1-1/8" |
| Throw: 5/8" | Half Round Rod: 5/8" |

| Code | Finish | List/ea |
|-----------|-------------------|----------|
| 11270-003 | Polished Brass | \$ 26.18 |
| 11270-10B | Oil Rubbed Bronze | 34.37 |
| 11270-26D | Dull Chrome | 29.12 |
| 11270-015 | Satin Nickel | 37.31 |

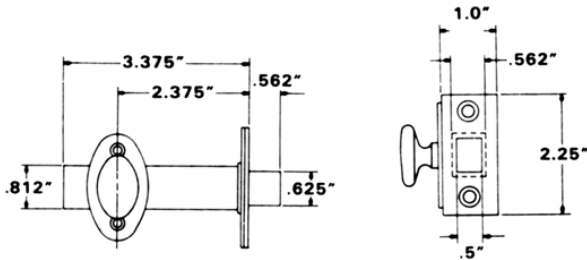


MORTISE BOLTS

BALDWIN MORTISE BOLT

Solid Brass - Traditional

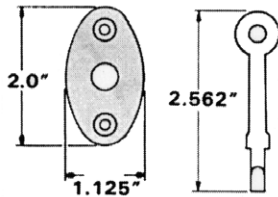
9/16" Throw



Tubular forged brass construction. Heavy duty mortise bolt, 2.375" backset. Stainless steel housing. Smooth, positive action. Polybagged, 1 ea/box with screws.

| Code | Finish | List/ea |
|----------|--------------------|----------|
| 0419-030 | Polished Brass | \$ 75.83 |
| 0419-050 | Sat. Brass & Black | 75.83 |
| 0419-102 | Oil R. Bronze | 75.83 |
| 0419-150 | Satin Nickel | 75.83 |
| 0419-260 | Polished Chrome | 75.83 |

Emergency Release Trim & Key Set for 0419 Bolt:



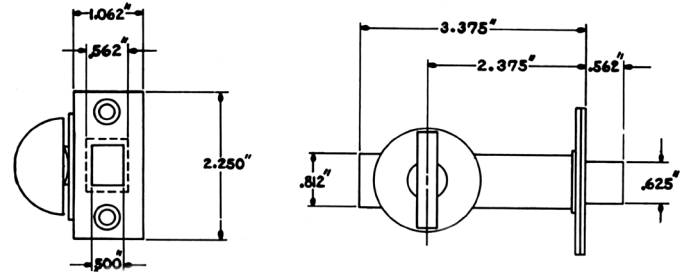
| | | |
|----------|-----------------|----------|
| 0416-030 | Polished Brass | \$ 40.44 |
| 0416-102 | Oil R. Bronze | 40.44 |
| 0416-150 | Satin Nickel | 40.44 |
| 0416-260 | Polished Chrome | 40.44 |

Other finishes available Special Order.

BALDWIN MORTISE BOLT

Solid Brass - Modern

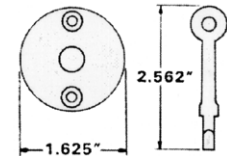
9/16" Throw



Tubular forged brass construction. Heavy duty mortise bolt, 2.375" backset. Stainless steel housing. Smooth, positive action. Some finishes available without turn-piece (LT) Polybagged, 1 ea/box with screws.

| Code | Finish | List/ea |
|-------------|-----------------|----------|
| 0418-030 | Polished Brass | \$ 75.83 |
| 0418-102 | Oil R. Bronze | 75.83 |
| 0418-260 | Polished Chrome | 75.83 |
| 0418-264 | Dull Chrome | 75.83 |
| 0418-150 | Satin Nickel | 75.83 |
| 0418-102 LT | Oil R. Bronze | \$ 30.33 |
| 0418-150 LT | Satin Nickel | 30.33 |

Emergency Release Trim & Key Set for 0418 Bolt:




| | | |
|----------|---------------|-------|
| 0415-102 | Oil R. Bronze | 40.44 |
|----------|---------------|-------|

Other finishes available Special Order.

BARREL BOLT

3". Carded.
10 cards per box.



| Code | Finish | Size | List/ea |
|-------|-------------|------|---------|
| 06031 | Zinc Plated | 3" | \$ 4.02 |

BOLTS

SUGATSUNE SLIDE BOLT

KR-50



Supplied with mortise and surface strikes. Satin stainless steel. Light duty.

| Code | Description | Ctn | List/ea |
|-------|-------------|-----|----------|
| KR-50 | Slide Bolt | 20 | \$ 13.65 |

SUGATSUNE SPRING LOADED BARREL BOLT

BL-SS & BLS Series



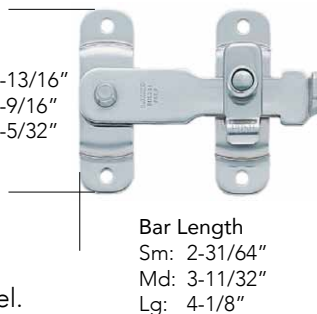
Spring Loaded Barrel Bolt is supplied with mortise and surface strikes. Knob springs back into sleeve to keep bolt in locked or unlocked position. Satin Stainless Steel.

| Code | W | L-1 | L-2 | List/ea |
|---------|----------|----------|------|----------|
| BL-40SS | .94" | 1-37/64" | .80" | \$ 16.68 |
| BL-60SS | .94" | 2-23/64" | .80" | 17.69 |
| BLS-60 | 1-19/64" | 2-23/64" | 1" | 29.32 |
| BLS-90 | 1-19/64" | 3-35/64" | 1" | 37.41 |

SUGATSUNE SPRING LOADED BAR LATCH

BLL

Width
Sm: 1-13/16"
Md: 2-9/16"
Lg: 3-5/32"



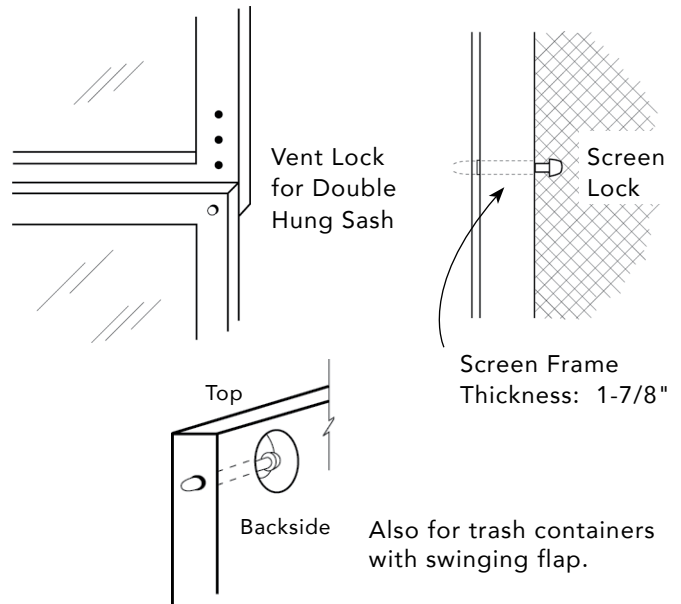
Bar Length
Sm: 2-31/64"
Md: 3-11/32"
Lg: 4-1/8"

Latch bolt snaps into the strike to prevent accidental release. Push tab on strike to release. Satin Stainless Steel.

| Code | Description | List/ea |
|---------|-----------------------------|----------|
| BLL-60 | Spring Loaded Bar Latch, Sm | \$ 17.19 |
| BLL-80 | Spring Loaded Bar Latch, Md | 31.34 |
| BLL-100 | Spring Loaded Bar Latch, Lg | 47.52 |

WINDOW SPRING BOLT from Stanley

Also used as: Trash Flipper Door Hinge



For windows and stationary or hinged screens. Also for use on trash bins with a swinging flap door. Bright zinc finish. Bolt Length: 9/16", Case Length: 1-7/8", Bore Hole: 3/8".

| Code | Description | Ctn | List/ea |
|---------|-------------|--------|---------|
| 1697-2C | Spring Bolt | 25 ea. | \$ 2.93 |



SASH LIFTS

BAR SASH LIFT

Ives



4" long, Aluminum.

| Code | Finish | Ctn | List/ea |
|----------|---------------|--------|---------|
| SP026A3 | Bright Brass | 25 ea. | \$ 1.52 |
| SP026A92 | Nat. Aluminum | 25 | 1.55 |
| SP026A5 | Antique Brass | 25 | 2.03 |
| 026AW | White | 20 | 2.53 |

BALDWIN SASH LIFT

Solid Brass



Solid Forged Brass Sash Lift. Size: 4" x 1.125", Projection: 1". With screws.

| Code | Finish | List/ea |
|----------|-----------------|----------|
| 0470-030 | Polished Brass | \$ 19.21 |
| 0470-102 | Oil R. Bronze | 19.21 |
| 0470-150 | Satin Nickel | 19.21 |
| 0470-260 | Polished Chrome | 19.21 |

IDH BAR SASH LIFT

Solid Brass



4" overall, 3.5" C/C, Projection" 1". Solid Brass. Polybagged 10 per box.

| Code | Finish | List/ea |
|-----------|-----------------|---------|
| 25042-003 | Polished Brass | \$ 7.40 |
| 25042-10B | Oil R. Bronze | 8.10 |
| 25042-026 | Polished Chrome | 8.10 |
| 25042-015 | Satin Nickel | 8.10 |
| 25042-005 | Antique Brass | 8.13 |

IDH HOOK SASH LIFT

Wrought Solid Brass



Width: 1-5/8", Projection: 3/4". Solid Brass. 10 each/box with screws.

| Code | Finish | List/ea |
|-----------|-----------------|---------|
| 21066-003 | Polished Brass | \$ 6.13 |
| 21066-015 | Satin Nickel | 7.35 |
| 21066-026 | Polished Chrome | 7.35 |
| 21066-10B | Oil R. Bronze | 7.35 |
| 21066-005 | Antique Brass | 7.38 |

IDH HEAVY DUTY HOOK SASH LIFT

Cast Solid Brass




Premium Quality

Width: 1-3/4", Projection: 1-1/16". Cast Solid Brass. 20 each/box with screws.

| Code | Finish | List/ea |
|-----------|-----------------|----------|
| 21051-003 | Polished Brass | \$ 10.82 |
| 21051-015 | Satin Nickel | 12.54 |
| 21051-026 | Polished Chrome | 12.54 |
| 21051-10B | Oil R. Bronze | 12.54 |

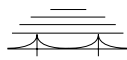
STANLEY HOOK SASH LIFT

Wrought Steel



Width: 1-5/8" x 13/16" plate size, Hook projection: 3/4". 2 each per card with screws.

| Code | Finish | Ctn | List/cd |
|-------|------------|---------|---------|
| CD486 | Dull Brass | 25 cds. | \$ 3.34 |



CASEMENT FASTENERS

BALDWIN CASEMENT FASTENERS

Solid Brass



0491,0494 w/
Surface Strike

0492,0495 w/
Rim Strike

0493,0496 w/
Mortise Strike

Solid forged Brass Casement Fastener. One each per box with strike and screws. Two sizes available.

Base Size: 1-5/8" x 7/8", Projection: 1-3/8"


| Code | Strike Incl. | Finish | List/ea |
|----------|--------------|---------------|----------|
| 0491-030 | Surface | Pol. Brass | \$ 26.29 |
| 0491-102 | Surface | Oil R. Bronze | 27.30 |
| 0491-260 | Surface | Pol. Chrome | 26.29 |
| 0491-150 | Surface | Sat. Nickel | 26.29 |
| 0492-030 | Rim | Pol. Brass | \$ 32.35 |
| 0492-102 | Rim | Oil R. Bronze | 32.35 |
| 0492-260 | Rim | Pol. Chrome | 32.35 |
| 0492-150 | Rim | Sat. Nickel | 32.35 |
| 0493-030 | Mortise | Pol. Brass | \$ 39.43 |
| 0493-102 | Mortise | Oil R. Bronze | 39.43 |
| 0493-260 | Mortise | Pol. Chrome | 39.43 |
| 0493-150 | Mortise | Sat. Nickel | 39.43 |

Base Size: 2-1/16" x 1-1/16", Projection: 1-7/8"

| Code | Strike Incl. | Finish | List/ea |
|----------|--------------|---------------|----------|
| 0494-030 | Surface | Pol. Brass | \$ 27.30 |
| 0494-102 | Surface | Oil R. Bronze | 27.30 |
| 0494-260 | Surface | Pol. Chrome | 27.30 |
| 0494-150 | Surface | Sat. Nickel | 27.30 |
| 0495-030 | Rim | Pol. Brass | \$ 42.46 |
| 0495-102 | Rim | Oil R. Bronze | 42.46 |
| 0495-260 | Rim | Pol. Chrome | 42.46 |
| 0495-150 | Rim | Sat. Nickel | 42.46 |
| 0496-030 | Mortise | Pol. Brass | \$ 34.37 |
| 0496-102 | Mortise | Oil R. Bronze | 34.37 |
| 0496-260 | Mortise | Pol. Chrome | 34.37 |
| 0496-150 | Mortise | Sat. Nickel | 34.37 |

IDH CASEMENT FASTENERS

Solid Brass



Solid Brass casement fasteners. Includes three strikes: surface, rim, and mortise. Polybagged 10 ea/box with screws. Two sizes available.

Base Size: 1-5/8" x 7/8", Projection: 1-3/8"

| Code | Finish | List/ea |
|-----------|---------------|----------|
| 21013-10B | Oil R. Bronze | \$ 20.47 |
| 21013-015 | Sat. Nickel | 20.47 |
| 21013-026 | Pol. Chrome | 19.92 |
| 21013-003 | Pol. Brass | 18.20 |
| 21013-005 | Antique Brass | 19.92 |

Base size: 2-1/16" x 1-1/16", Projection: 1-7/8"

| Code | Finish | List/ea |
|-----------|---------------|----------|
| 21014-10B | Oil R. Bronze | \$ 26.95 |
| 21014-015 | Sat. Nickel | 26.95 |
| 21014-003 | Pol. Brass | 21.56 |
| 21014-005 | Antique Brass | 26.95 |

IVES CASEMENT FASTENERS

Burnished Cast Aluminum



Packed with rim and mortise strike. Base: 1-5/8" x 7/8", Proj: 1-3/8". ("SP" indicates slim-pak, an easy-access box.)

| Code | Finish | Ctn | List/ea |
|------------|----------------|--------|---------|
| SP066A92 | Aluminum | 15 ea. | \$ 5.18 |
| 066A3RS/MS | Polished Brass | 10 | 5.16 |

Base = 2-1/16" x 1-1/16", Proj. = 1-7/8"
Packed with rim, surface and mortise strike.

| Code | Finish | Ctn | List/ea |
|-------|----------------|--------|---------|
| 66A92 | Aluminum | 10 ea. | \$ 8.04 |
| 66A3 | Polished Brass | 10 | 8.09 |



SASH HARDWARE

BALDWIN SASH LOCK

Solid Brass

0452



Traditional style with heavy duty spring to provide constant tension for a non-rattling fit.

Latch Base: .97" x 2.44". Strike Base: .66" x 2.44", CTC of holes: 2". 10 ea. per box with fasteners.


| Code | Finish | List/ea |
|----------|-----------------|----------|
| 0452-030 | Polished Brass | \$ 18.20 |
| 0452-260 | Polished Chrome | 18.20 |
| 0452-102 | Oil R. Bronze | 18.20 |
| 0452-150 | Satin Nickel | 18.20 |

IDH CASEMENT

ADJUSTER

Solid Brass

21001



Length: 10", Dia. of Rod: 3/8", Sash Plate: 2-1/4" x 1", Sill Plate: 1-3/4" x 3/4". Solid Brass w/Screws.

| Code | Finish | Ctn | List/ea |
|-----------|-----------------|--------|----------|
| 21001-10B | Oil R. Bronze | 10 ea. | \$ 42.93 |
| 21001-015 | Satin Nickel | 10 | 42.93 |
| 21001-026 | Polished Chrome | 10 | 43.35 |
| 21001-003 | Polished Brass | 10 | 37.67 |
| 21001-005 | Antique Brass | 10 | 42.46 |

9

IDH SASH LOCK

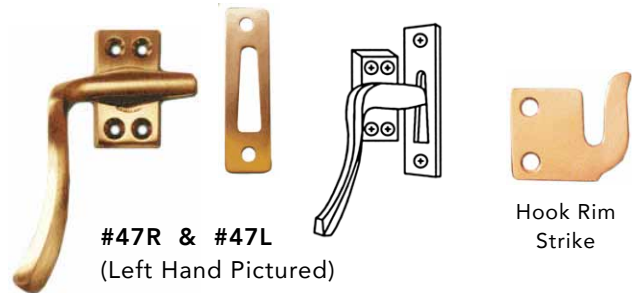
Solid Brass



Solid Brass. Crescent type sash lock. Base: 15/16" x 2-5/8", Strike: 5/8" x 2-5/8"

| Code | Finish | Ctn | List/ea |
|-----------|---------------|--------|----------|
| 21020-003 | Pol. Brass | 10 ea. | \$ 17.72 |
| 21020-026 | Pol. Chrome | 10 | 18.98 |
| 21020-10B | Oil R. Bronze | 10 | 18.98 |
| 21020-015 | Sat. Nickel | 10 | 19.46 |
| 21020-005 | Ant. Brass | 10 | 18.98 |

WHITCO CASEMENT SASH FASTENER



#47R & #47L (Left Hand Pictured)

Hook Rim Strike

Please specify right or left hand. 1/box. Solid Brass. Comes with Mortise Strike.

| Code | Description | List/ea |
|--------|-----------------------------|----------|
| H47L-3 | Polished Brass, Left Hand | \$ 81.56 |
| H47R-3 | Polished Brass, Right Hand | 81.56 |
| RS-3 | Hook Rim Strike, Pol. Brass | 13.54 |

IVES SASH LOCK

Aluminum



Aluminum crescent type sash fastener. Base: 15/16" x 2-5/8". Strike: 5/8" x 2-5/8". ("SP" Indicates Slim Pak, an easy-access box.)

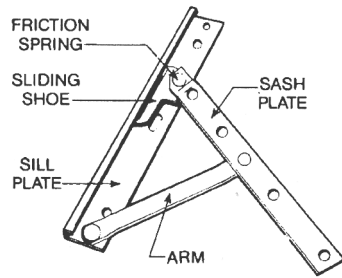
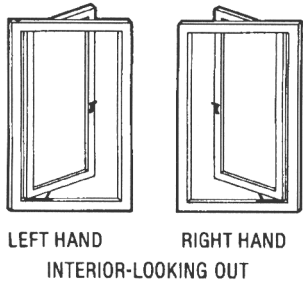
| Code | Finish | Ctn | List/ea |
|---------|-------------|--------|---------|
| SP07A3 | Pol. Brass | 25 ea. | \$ 2.12 |
| SP07A5 | Ant. Brass | 25 | 3.84 |
| SP07A92 | Aluminum | 25 | 2.23 |
| 07AW | White Epoxy | 20 | 3.45 |

SASH HARDWARE

WHITCO CASEMENT WINDOW HARDWARE



X Series
Steel or
Solid Brass



One set includes a top and a bottom. Reversible.

Casement window sash hardware. Available in Steel and Solid Brass (Yellow Chromate Finish). Series X is an accepted standard. Sold in sets (a top and a bottom - for 1 window).

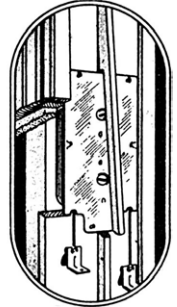
| Sash Widths | Hdw. Lengths | Steel | | Solid Brass | |
|-------------|--------------|-------|----------|-------------|----------|
| | | Code | List | Code | List |
| 12" - 16" | 8" | 8X | \$ 48.27 | 8BX* | \$ 79.00 |
| 16" - 20" | 10" | 10X | 51.64 | 10BX | 79.00 |
| 20" - 24" | 12" | 12X | 58.64 | 12BX | 83.00 |
| 24" - 28" | 14" | 14X | 59.39 | 14BX* | 91.00 |
| 28" - 30" | 16" | 16X | 64.71 | 16BX | 98.00 |
| 30" - 32" | 18" | 18X | 65.82 | 18BX | 107.80 |
| 32" - 36" | 20" | 20X | 65.00 | 20BX* | 114.00 |
| 36" - 38" | 24" | 24X* | 75.00 | 24BX* | 125.00 |

WHITCO JUMBO CASEMENT HARDWARE

For 1-3/4" sash or larger. Same as the above "X" Series plus a lengthened sash plate, and heavier construction.

| Sash Widths | Hdw. Lengths | Steel | | Solid Brass | |
|-------------|--------------|-------|-----------|-------------|--------|
| | | Code | List | Code | List |
| up to 36" | 16" | 16JS | \$ 122.46 | 16JB* | \$ 163 |
| 36" - 48" | 24" | 24JS* | 137.00 | 24JB* | 189 |

DUPLEX ADJUSTABLE SASH BALANCE



For light loads. Sash weight 4 to 8 lbs. per balance. 30 per carton.

| Code | Description | List/ea |
|------|-------------------|----------|
| 1DU | For 4 to 8 lbs. | \$ 27.00 |
| 2DU | For 8 to 12 lbs. | 30.48 |
| D4 | For 12 to 18 lbs. | 52.58 |
| 5DU | For 18 to 24 lbs. | 57.90 |

DUPLEX TWIN NON-ADJUSTABLE SASH BALANCE




Handles both upper and lower window, not over 12 lbs. per balance. 30 per carton.

| Code | Description | List/ea |
|------|-------------|----------|
| 4DU | 4.5 lbs. | \$ 24.50 |
| 6DU | 6 | 25.58 |
| 8DU | 8 | 26.71 |
| 10DU | 10 | 28.93 |
| 12DU | 12 | 30.60 |

SECURITY HARDWARE

TRIMCO SLIDING GLASS DOOR LOCKS



ML2
Pin Type Lock
No Key Needed




ML4
Needs Key to
Lock and Unlock

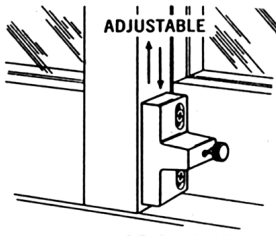
Mitey-Lok not only secures sliding door in locked position, but allows it to be locked in a slightly open position for ventilation. Easy to install. Mounts in any position. Dull Chrome Finish. Polybagged, 10/box.

| Code | Description | List/bg |
|-------|------------------|---------|
| ML2C | Pin Type, no key | \$ 3.96 |
| ML4CD | Key lock, unlock | 5.56 |

Outside Sliding Doors



On Sill



On Edge of Fixed Door

TRANSOM CHAIN - 12"

Plated Steel,
12" Transom Chain.

Plate Size: 1-1/2" x 1"
Pack: 25 ea.

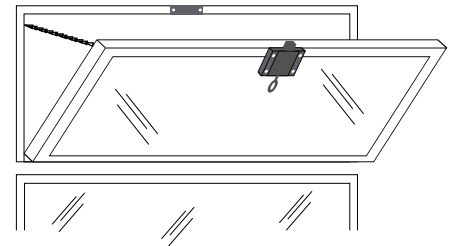


| Code | Finish | List/ea |
|---------|----------------|---------|
| TC82U3 | Polished Brass | \$ 5.66 |
| TC82U15 | Satin Nickel | 6.07 |

IDH TRANSOM CATCH

Solid Brass.
2-1/4" x 1-1/4".
With Universal,
Angle, and
Surface strikes.
Spring loaded.

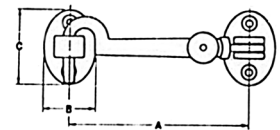
Pack: 10 each.



| Code | Finish | List/ea |
|-----------|-------------------|----------|
| 21006-003 | Polished Brass | \$ 49.54 |
| 21006-015 | Satin Nickel | 58.64 |
| 21006-026 | Polished Chrome | 58.64 |
| 21006-26D | Dull Chrome | 58.64 |
| 21006-10B | Oil Rubbed Bronze | 58.64 |

BALDWIN CABIN DOOR HOOK

Swivel Type - Solid Brass



| Code | A | B | C | List/ea |
|----------|------|------|--------|----------|
| 0950-030 | 2.5" | .84" | 1.125" | \$ 27.30 |

9