

**KV 8450**  
**Soft Close Drawer Slide**



**Features**

- 1/2" Side Clearance, no set-up change
- Full-Extension 100 lb. Class rated for medium-duty applications
- Non-handed design allows for easy, flexible installation in a cabinet shop
- Traditional and 32mm hole patterns allow for easy, flexible installation on framed and frameless cabinetry
- Three ball bearings per inch and polymer stop cushions aid with smooth quiet operation of the slide
- Push-in lever disconnect allows for easy drawer removal
- Ball retainer latch and ramps allow for easy drawer insertion

**Specifications**

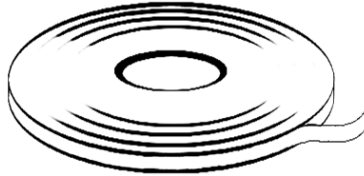
mounting	Side mounting for frame and frameless construction
clearance	1/2", plus 1/32" minus 0" each side
height	1-13/16"
finish	Anochrome, Ebony Black
action	Progressive, telescopic movement on precision steel ball bearings
accessories	<b>8403 Rear Mounting Bracket</b> Non-handed snap-on design, 2-3/4" max adjustment
	<b>8404 Front Face Frame Bracket</b> Non-handed snap-on design; fits all KV8400 series products

**Anochrome**

**Black**

<u>Code</u>	<u>List</u>	<u>Code</u>	<u>List</u>
8450B-12	\$ 21.84	8450BEB-16	\$ 22.96
8450B-14	21.84	8450BEB-18	23.18
8450B-16	21.84	8450BEB-20	23.52
8450B-18	22.06	8450BEB-22	23.82
8450B-20	22.40		
8450B-22	22.74		
8450B-24	22.96		
8450B-26	23.30		
8450B-28	23.52		

**PVC EDGEBANDING**  
Hard Rock Maple




<u>Code</u>	<u>Width</u>	<u>Roll Length</u>	<u>List</u>
ES7033WG	15/16"	600'	\$ 52.25

Dealer B/C

**EPCO Architectural**  
**Stainless Steel Pulls & Knobs**

**AS51**




<u>Code</u>	<u>CC</u>	<u>OA Length</u>	<u>Ctn</u>	<u>List/ea.</u>
AS51-096-SS	3.78"	4.25"	10	\$ 15.35
AS51-128-SS	5.04"	5.51"	8	16.73
AS51-192-SS	7.56"	8.03"	10	20.33
AS51-256-SS*	10.08"	10.55"	-	26.82
AS51-320-SS*	12.60"	13.07"	-	30.47

**AS54**




<u>Code</u>	<u>CC</u>	<u>OA Length</u>	<u>Ctn</u>	<u>List/ea.</u>
AS54-096-SS	3.78"	5.35"	10	\$ 14.07
AS54-128-SS	5.04"	6.61"	10	14.56
AS54-192-SS	7.56"	9.13"	10	15.65
AS54-256-SS*	10.08"	11.65"	-	19.39
AS54-320-SS*	12.60"	14.17"	-	22.47
AS54-480-SS*	18.90"	20.47"	-	25.74

**AS52**



<u>Code</u>	<u>CC</u>	<u>OA Length</u>	<u>Ctn</u>	<u>List/ea.</u>
AS52-096-SS	3.78"	6.14"	10	\$ 13.14
AS52-128-SS	5.04"	7.40"	10	13.76
AS52-192-SS	7.56"	9.92"	10	17.76
AS52-256-SS*	10.08"	12.44"	-	20.69
AS52-320-SS*	12.60"	14.96"	-	24.24
AS52-480-SS*	18.90"	21.26"	-	29.76

**AS53**




<u>Code</u>	<u>CC</u>	<u>OA Length</u>	<u>Ctn</u>	<u>List/ea.</u>
AS53-096-SS	3.78"	4.25"	15	\$ 10.97
AS53-128-SS	5.04"	5.51"	10	12.23
AS53-192-SS	7.56"	8.03"	10	14.65
AS53-256-SS*	10.08"	10.55"	-	19.49
AS53-320-SS*	12.60"	13.07"	-	22.25

**AS50**




<u>Code</u>	<u>CC</u>	<u>OA Length</u>	<u>Ctn</u>	<u>List/ea.</u>
AS50-096-SS	3.78"	4.17"	10	\$ 10.69
AS50-128-SS	5.04"	5.43"	8	12.41
AS50-192-SS	7.56"	7.95"	8	15.84
AS50-256-SS*	10.08"	10.47"	-	21.98
AS50-320-SS*	12.60"	12.99"	-	25.95

**KP31**




<u>Code</u>	<u>Proj.</u>	<u>Dia.</u>	<u>Ctn</u>	<u>List/ea.</u>
KP31-SS	1.06"	1.22"	20	\$ 9.26

**AS38**



<u>Code</u>	<u>Proj.</u>	<u>Dia.</u>	<u>Ctn</u>	<u>List/ea.</u>
AS38-18-SS	1.18"	.71"	25 ea.	\$ 4.79
AS38-20-SS	1.18"	.79"	25	5.80

**KP30**



<u>Code</u>	<u>Proj.</u>	<u>Dia.</u>	<u>Ctn</u>	<u>List/ea.</u>
KP30-SS	1.38"	1.18"	20	\$ 9.95

New Rev-A-Shelf Storage Trays



Two 4235-14-5 wood trays shown with included screw-in clips.

Birch/Maple wood trays with chrome accents are easily installed with included screw-in clips.

**Packed 5 trays per carton - Sold in full cartons only.**

<u>Code</u>	<u>Description</u>	<u>Dimensions</u>	<u>List per Tray</u>
4235-14-5	14" Wood Tray	13-3/4" W x 4-1/4" D x 3-5/8" H	\$ 23.31
4235-20-5	20" Wood Tray	19-3/4" W x 4-1/4" D x 3-5/8" H	27.16

